

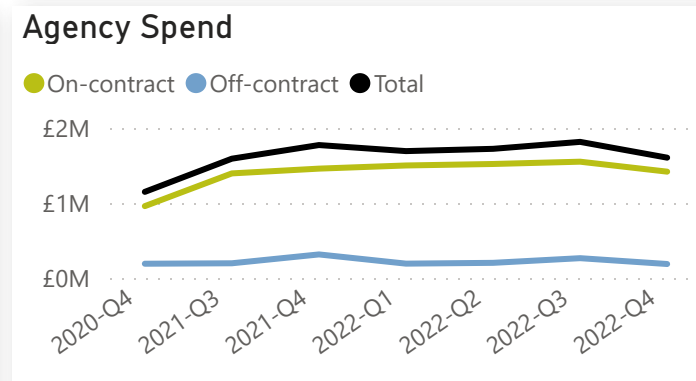
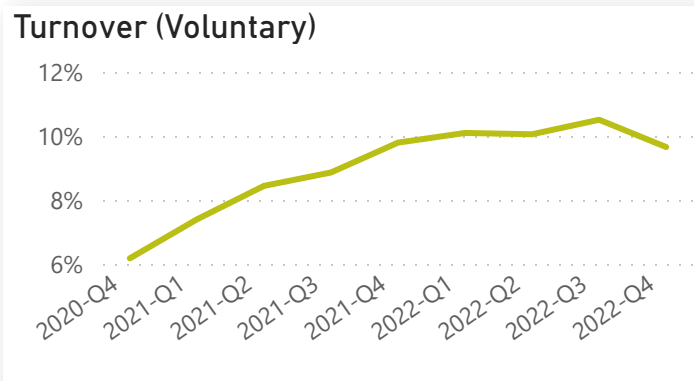
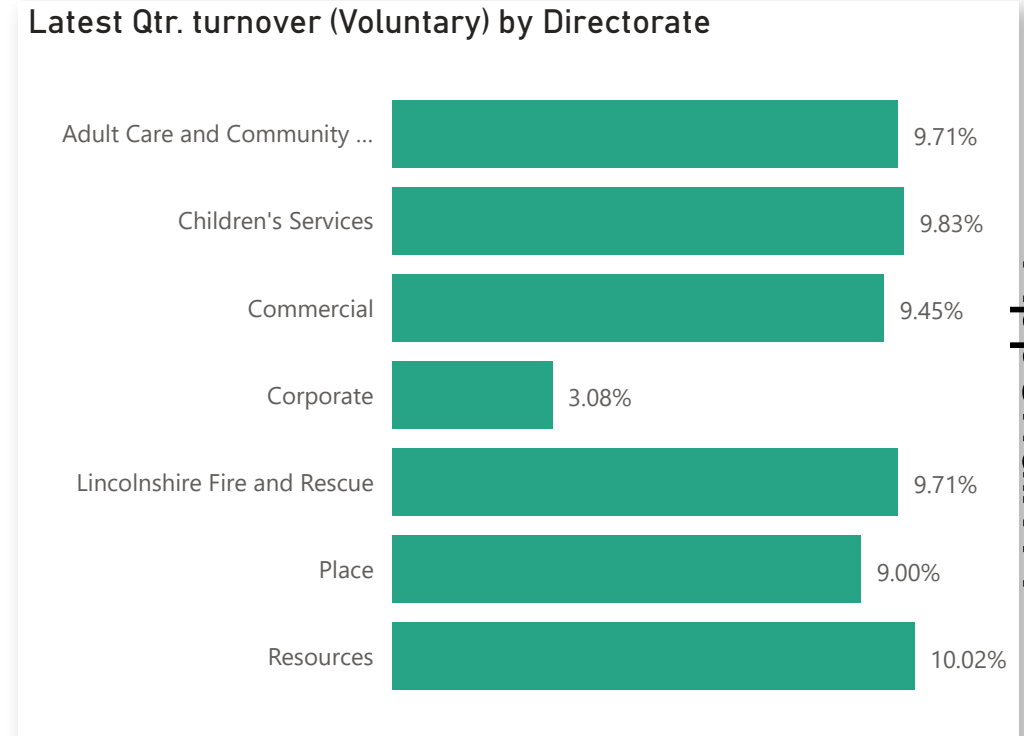
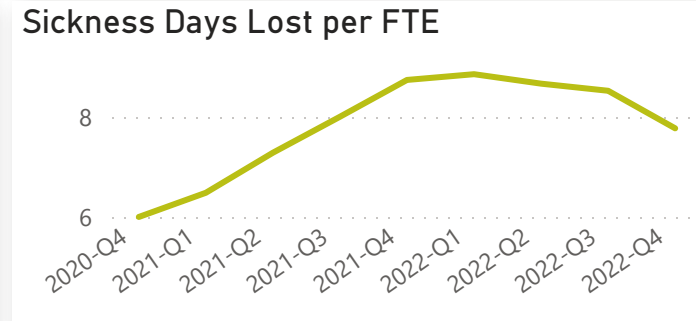
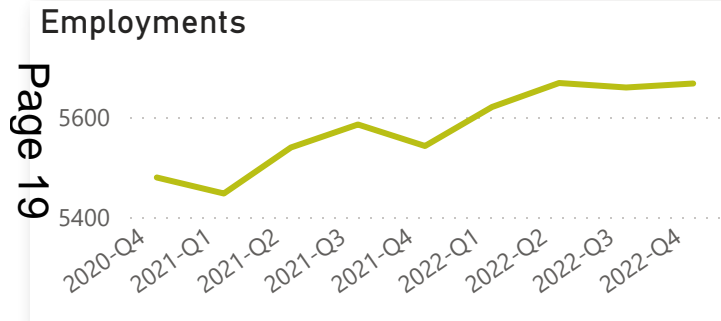
HRMI for LCC by quarter from 2022-Q4

Financial Year - Quarter	Employments
2020-Q4	5479
2021-Q1	5447
2021-Q2	5539
2021-Q3	5585
2021-Q4	5542
2022-Q1	5620
2022-Q2	5668
2022-Q3	5659
2022-Q4	5667

Financial Year - Quarter	Sickness Days Lost per FTE
2020-Q4	6.00
2021-Q1	6.48
2021-Q2	7.29
2021-Q3	8.01
2021-Q4	8.74
2022-Q1	8.86
2022-Q2	8.67
2022-Q3	8.52
2022-Q4	7.77

Financial Year - Quarter	Turnover (Voluntary)
2020-Q4	6.18%
2021-Q1	7.39%
2021-Q2	8.44%
2021-Q3	8.86%
2021-Q4	9.79%
2022-Q1	10.09%
2022-Q2	10.05%
2022-Q3	10.51%
2022-Q4	9.65%

Financial Year - Quarter	On-contract Agency Spend	Off-contract Agency Spend	Total Agency Spend
2020-Q4	£958,030	£190,229.0	£1,148,259
2021-Q1	£1,047,092	£229,914.2	£1,277,006
2021-Q2	£1,237,652	£182,698.3	£1,420,351
2021-Q3	£1,394,639	£196,219.6	£1,590,858
2021-Q4	£1,458,294	£314,246.8	£1,772,540
2022-Q1	£1,500,416	£191,424.3	£1,691,840
2022-Q2	£1,520,141	£202,096.7	£1,722,237
2022-Q3	£1,550,771	£264,240.8	£1,815,012
2022-Q4	£1,417,949	£186,480.6	£1,604,430



This page is intentionally left blank